







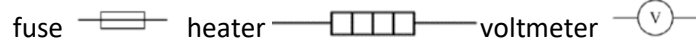


## Year 9 Workbook 2- Summer term.

|                |   |
|----------------|---|
| <b>English</b> | <ul style="list-style-type: none"><li>• Write a comprehensive book review of the last AR book you have finished.</li><li>• Write an alternative ending to Romeo and Juliet, one that doesn't end with them dying.</li><li>• Write a newspaper article reporting on the feud between the Montagues and Capulets. Use DAFOREST techniques.</li><li>• Research the Shakespearean era with reference to how people regarded religion. How did religion influence people's lives? What was the main religion in England at that time? Were people superstitious? Did religion influence people's decisions? Create an informative poster with your findings.</li><li>• You have been chosen to create a new Marvel superhero and villain. Draw a picture of both characters and label with adjectives to describe their appearance and personality. Create a comic strip showing their first meeting.</li><li>• Think about your favourite book. Write a blurb for this book. Make sure you are 'selling' the book to the potential reader.</li></ul> <p><b>Year 9 all groups:</b></p> <ul style="list-style-type: none"><li>• When you have finished your AR book, you can log on to take a quiz from home (if you have access to the internet). Use the exact link below and your username and AR password that you use at school:</li></ul> <p><a href="https://ukhosted52.renlearn.co.uk/1977266/">https://ukhosted52.renlearn.co.uk/1977266/</a></p> <p><b>Year 9 Mrs Doyle's Group</b></p> <ul style="list-style-type: none"><li>• Write a story about being lost in the city centre or a theme park. Make sure you include similes and metaphors. Use your senses what can they see hear smell</li><li>• taste and touch. When finished read it back and underline or highlight the similes and adjectives.</li><li>• Write a letter to a company who you would like to do work experience with. Include everything that you are good at and what strengths you have.</li><li>• Choose any picture from a book or magazine and describe it. Describe the whole picture then zoom in on something which makes it mysterious to the reader. Remember to use your senses.</li><li>• Continue to write your diary. Make sure you write in your diary like it is your best friend.</li></ul> |
|----------------|---|

|                       |   |
|-----------------------|---|
| <p><b>Maths</b></p>   | <ol style="list-style-type: none"> <li>1. Continue to learn all times tables fluently and confidently up to 12 x 12</li> <li>2.If you haven't yet, complete the small workbook given to you by your teacher</li> <li>3.Log on to <b>mymaths</b> if you are able to and complete the worksheets on measures, estimation and algebra etc Please ignore the deadline of 28th April. Get these done whenever you can. Use the lessons to help you. If you need your password, email Mrs Henvey (<b>chenvey@holytrc.bham.sch.uk</b>)</li> <li>4.Complete the measure/estimation assessment and the algebra assessment. Repeat them until you get a green score!</li> <li>5.Produce a poster/booklet showing everything you know about metric measures. Find as many conversions as you can. Eg 10mm = 1cm</li> </ol> <p>Can you learn these conversions for when you get back to school?<br/>Can you convert between them confidently? Find a way to help you remember whether you are dividing or multiplying by 10, 100, 1000 etc.</p>   |
| <p><b>Science</b></p> | <p><b>These questions are based on B4 (Biology – Organising animals and plants) of the AQA specification:</b></p> <ol style="list-style-type: none"> <li>1. Research the three functions of the blood and identify three important functions of blood plasma. You may include diagrams/drawing to support your answer.</li> <li>2. Write an extended answer which discusses the main ways in which the blood helps you to avoid infection. Include a description of the parts of the blood involved. You may wish to use the following link to help you:<br/><a href="https://www.bbc.co.uk/bitesize/guides/zqnsrwx/revision/6">https://www.bbc.co.uk/bitesize/guides/zqnsrwx/revision/6</a></li> </ol> <p><b>These questions are based on C5 (Chemistry – Chemical changes) of the AQA specification:</b></p> <ol style="list-style-type: none"> <li>3. Create a storyboard which describes and explains the reactivity series. In your storyboard you may wish to include how to predict an order of reactivity of metals based on how some common metals react with water and with dilute acid.</li> <li>4. Using your research skills, find out what is meant by the term “displacement reaction”. As part of your research include some word equations that helps you to explain this term. You may wish to use the following link to help you:<br/><a href="https://www.bbc.co.uk/bitesize/guides/zqjsgk7/revision/1">https://www.bbc.co.uk/bitesize/guides/zqjsgk7/revision/1</a><br/><a href="https://www.youtube.com/watch?v=MDQr5QFVGkk">https://www.youtube.com/watch?v=MDQr5QFVGkk</a></li> </ol> <p><b>These questions are based on P4 (Physics - Electric circuits) of the AQA specification:</b></p> <ol style="list-style-type: none"> <li>5. Learn the symbols for the following circuit components:</li> </ol> <p>cell  switch  bulb  diode </p> <p>light-emitting diode (LED)  ammeter </p> <p>resistor  variable resistor </p> |

**Science (continued)**



6. Once you have learnt the symbols, research what the function is for each component.

Create a poster which explains the difference between a series and a parallel circuit. You must include the circuit symbols you have learnt in question 5 above. As a bonus, include a voltmeter and an ammeter to your circuits and explain how they must be connected to the circuit for them to work properly. You may wish to use the following links to help you:

<https://www.bbc.co.uk/bitesize/guides/z437hyc/revision/1>

<https://www.bbc.co.uk/bitesize/guides/zsfgr82/revision/3>

**Religious Education**

1. Produce a creative piece of work that focuses on one aspect of the Easter story. It could be a piece of art, a poem, story, picture, newspaper article, video, recorded spoken report, song, sculpture, poster. It doesn't matter what it is as long as it is creative and you have given it lots of effort! There will be prizes for the best one in each year group when we return to school!

2. Research the following 4 Jewish festivals;

Yom Kippur, Sukkot, Passover, Rosh Hashanah

You must create a fact file on each of the festivals. Your fact file must include, when the festival is celebrated, why the festival is celebrated, what happens during the festival, draw any relevant images that represent the festival, and how the festival will impact on a Jewish believers life. Challenge (optional)- Out of these 4 festivals which one do you think is the most important to a Jewish believer? Explain why you think this.

3. Create a 3D model of a Synagogue.

Your 3D model must include the following labelled features: Aron Hakodesh (Ark), Ner Tamid, Bimah, Menorah, Star of David, Minyan, Ten Commandments. Label the different features and give an explanation on their importance to Jews. Challenge - Explain the similarities between a Synagogue, Mosque and Church.

OR create a booklet which could be handed to visitors who are touring a Synagogue. It must include a picture and an explanation on each feature listed above.


4. Watch the Strictly Kosher series on YouTube. Research one or two specific rituals/ways of life presented and create a poster about it. Please include a quote from the series about your chosen topic.

|                  |  |
|------------------|--|
| <b>History</b>   | Please see individual folder of work and resources entitled KS3 History. This work has also been emailed to all pupils.  |
| <b>Geography</b> | Please see individual folder of work and resources entitled KS3 Geography. This work has also been emailed to all pupils.  |
| <b>Spanish</b>   | <ul style="list-style-type: none"> <li>● Using the vocabulary booklets for Desconectáte and Mi gente choose one topic e.g. weather or free activities etc. Create a lesson resource to teach this to the students in year 8. This could be a PowerPoint (if you have access to the software), a worksheet, a quiz, a reading comprehension task, some flashcards to introduce new vocabulary. Please send any to Miss Yanez and there will be prizes for the best ones.</li> <li>● Make a set of turn and learn vocab revision cards for topics on free time activities &amp; irregular past tense verbs in the preterite and the imperfect (use <a href="http://www.languagesonline.org.uk">www.languagesonline.org.uk</a> for help if needed).</li> <li>· Prepare a newspaper article describing your ideal way to spend the summer holidays: use the past, present and simple future tense (if you can) to describe what you used to do, what you did last summer, what you usually do and what you are planning to do this summer. Be as creative as possible!<br/><a href="http://www.wordreference.com">www.wordreference.com</a> is a fantastic online dictionary</li> <li>· Create mind maps/spidergrams/revision aids on basic topics e.g. numbers, opinion phrases etc.</li> <li>· Use <a href="http://memrise.com">memrise.com</a> (if can) to revise GCSE vocabulary on key topics. Create your own account and you can use this on your mobile via the app.</li> <li>· Use <b>linguascope</b> to continue with revision of all key vocab sections- include the games. You can download the app on your mobile too.</li> </ul> |
| <b>Food Tech</b> | <p>Cook one dish per week for your family and photograph it and send it via email to Miss McKiernan.</p> <p>Watch cookery programmes on TV and pick up skills.</p> <p>Enter the Holy Trinity Lockdown Recipe book competition which will go live next week via an email link and the school website.</p> <p><b><a href="mailto:Hmckiernan@holytrc.bham.sch.uk">Hmckiernan@holytrc.bham.sch.uk</a></b></p>  |
| <b>Art</b>       | <p><b>Year 9 Portraiture</b></p> <p>1 Use a mirror to draw yourself or draw a someone at home without taking the pen/pencil off the paper. This is called continuous line drawing.</p> <p>2 Practise drawing features, draw eyes, noses, mouths. Look on you tube for some great tutorials. Try to add tone.</p> <p>3 Try to draw a whole face, remember sketch in the basic head shape first and remember the eyes are half way down your head.</p> <p>4 Create a collage portrait in the style of the artist Veerle Symoens (you could use newspaper, envelopes to create the piece, if you have no glue, take a photo.)</p> <p>5. Wax resist portrait, on whatever paper you have, cereal box, shoe box. Draw a portrait using a tea light, birthday candle, wax crayon and then paint over with coffee and water maybe use the</p>   |

|                             |   |
|-----------------------------|---|
| <b>Art (continued)</b>      | vinegar from the beetroot in a jar. Think what you have and what you can use. No paintbrush use a sponge, Cotton wool.<br>6 Create a research page/ fact file on a portrait artist such as <b>Louri Jover, Peony Vip</b> or look into the street artists <b>Shepard Fairey/Banksy</b> . Compare and contrast the artists, what do you like/dislike, find some facts. You could find a different one. Try to sketch in the style of one of them.   |
| <b>Music</b>                | <ol style="list-style-type: none"> <li>1. If you have access to the internet try out this online piano <a href="https://www.onlinepianist.com/virtual-piano">https://www.onlinepianist.com/virtual-piano</a><br/>You can find tutorials on YouTube to show you how to play different pieces. Or check your emails for some pieces from Miss Hancock.</li> <li>2. Write your own parody about the lockdown or about school. A parody is where you take the lyrics of one song and rewrite them to be about a different topic.</li> <li>3. Create your own musical instrument using objects you can find in your house (ask permission first!) and then write a simple rhythmic piece using crotchets, quavers, semiquavers and rests.</li> <li>4. Keep a listening diary and write down the different pieces of music you listen to each week with a note on what you liked about it and a brief description of the music.</li> <li>5. If you have a phone, tablet or laptop, record yourself singing your favourite song or playing an instrument if you have one.</li> </ol> <p><b>Please check your school email address for examples, further resources and tips. Please email me any work or performances you complete - I would love to see / hear it!</b><br/><b>phancock@holytrc.bham.sch.uk</b></p> |
| <b>ICT/Media/ Computing</b> | Year 7 – 9<br>Find the article “Tesco sends security warning to 600,000 Clubcard holders”.<br><br>Answer the following questions:<br><br><ol style="list-style-type: none"> <li>1. What are cyber attacks?</li> <li>2. What impact do these cyber attacks have on these businesses?</li> <li>3. What should customers do if they have been affected by these cyber attacks?</li> </ol>  |

**ICT/Media/ Computing  
(continued)**

This picture shows the difference between Bitmap and Vector images.



**Answer the following questions;**

1. What is the difference between a vector and a bitmap image?
2. What can you do to a vector image which you cannot to a bitmap?
3. Draw your own bitmap image of a famous landmark in the UK e.g. Big Ben

Google the news article "Xbox live and Playstation attack: Christmas ruined for millions of gamers"

Read the article and answer the questions.

1. Explain how a DDOS attack works to bring down a network
2. Explain the issues that it can cause.
3. Recommend 2 ways in which Sony could protect themselves against other DDOS attacks

## PSD - My 6 Minute Welfare Diary

During this isolation period it is important that we look after our physical AND mental health. The purpose of these diary entries is to make you a 'happier and more fulfilled person in the long run' (UrBestSelf, 2018). These diary entries are based off the extensive research on the brain, mind and psychologists and come from **UrBestSelf** which produces books on regaining positive mental health.

Each day I would like to you to take 6 minutes out of your day. You will need to give yourself 3 minutes in the morning and 3 minutes in the evening to fill out the following sheet. Have you achieved your goals? Do you see things differently after a week of these diary entries? Fortnight? Month?

### Morning

I'm grateful for

1. \_\_\_\_\_
2. \_\_\_\_\_
3. \_\_\_\_\_

This is how I will make today great

---

---

---

Positive affirmation (E.g. I am strong, I am special, I am loved by everyone at HTC)

---

---

---

***'You will never change your life until you change something you do daily: The secret of your success is found in your daily routine.'***

*(John C. Maxwell from UrBestSelf, 2018)*

### Evening

My good deed today

---

---

---

How I'll improve

---

---

---

Great things I experienced today

1. \_\_\_\_\_
2. \_\_\_\_\_
3. \_\_\_\_\_